

Nexis® Enhancements July 2011

We are pleased to announce some exciting developments we've made to optimise your Nexis experience.

Nexis on-the-go! You can now view emails on your mobile

Nexis on your mobile

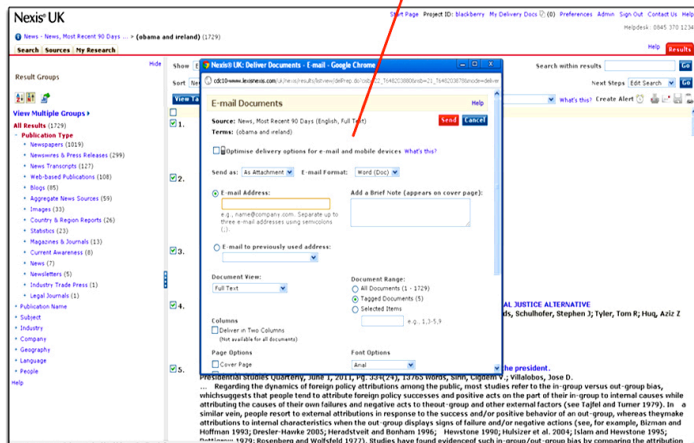
- Simple within email display – no need to open attachments
- HTML format enables all links to be active
- First 100 documents with full text view with links allowing you to easily jump between lists of articles

To activate and maximise viewing on your mobile simply follow these 2 easy steps:

Step 1.

Select this tick box

Optimise delivery options for e-mail and mobile devices [What's this?](#)



Step 2.

Simply enter your email address and click send to start taking advantage of this new mobile feature

SmartIndex searching

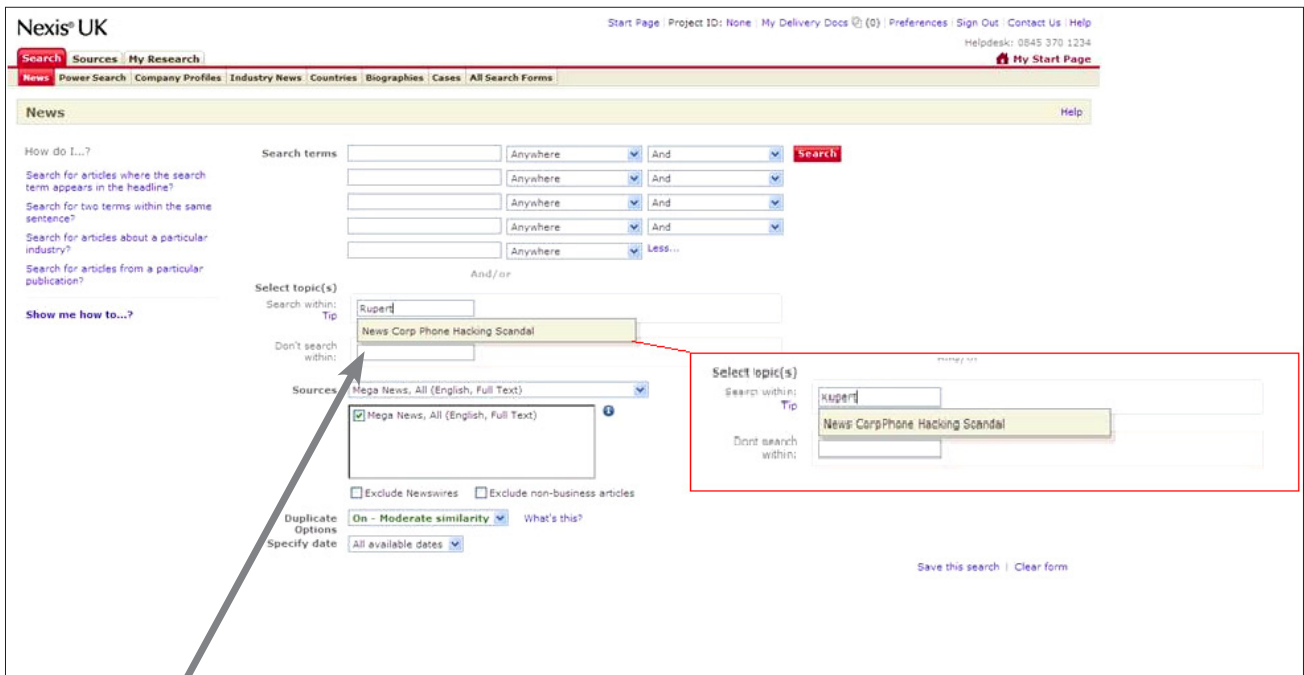
Get straight to the information you need. Read on to find out how we've improved your searching experience.

How will these improvements benefit you?

- We've introduced a word wheel that will allow for indexing to enhance your search strategy
- Perform concept searches such as "Market Share" without having to create complex "capture all" search strings
- Full-text search functionality for more precise results sets
- Unsure of what search terms to use? Suggestions will click in after typing 4 characters
- While you have previously been limited to top level searching only on the News page, you can now search across all indexing categories with the option to exclude more than 1 term from each category
- You now have access to the entire indexing taxonomy lists for Subject, Industry and Geographic terms
- Lists will automatically update with new terms as these are developed by our SmartIndexing experts
- ANY or ALL options – allow for easier multiple term searching
- Cleaner navigation – less clicks and the option to remove too many search terms or add more
- Intuitive labelling and help tips mean there is always assistance at hand

See the next page for more information on Word Wheels >>>

SmartIndexing – streamlining your search process with word wheels



word wheel

How do I use the new word wheel feature?

Select Topic(s) - Index Terms help you improve your search results, by finding documents that more closely match the topic you are researching. You may use Index Terms to either focus your search on a specific topic or broaden your search to span an entire subject, or to exclude topics from your search.

On the News search page you can select Index Terms that describe **industries** (e.g., FOOD & BEVERAGE), **subjects** (e.g., POPULATION & DEMOGRAPHICS), or **geographic locations** (e.g., NORTH & SOUTH AMERICAS).

i Note: To search for company or people index terms

How to add index term(s) to your news search:

To add Index Terms to your search, begin typing into the word wheel and after typing four characters (e.g. AME) the word wheel will offer a list of suggested terms (e.g. America, etc.). To select one of these terms simply click on the term and it will populate the field. You then have the option to add another indexing term to your search.

You can choose either to search within **any of the topics** (this will place an OR connector between your selected topics and thus retrieve articles where any of the topics appear) or **all of the topics** (this will place an AND connector between your selected topics and thus only retrieve articles containing all the topics).

i Tip: If you select the option to retrieve articles with any of the topics adding more than 3 index terms to the Search Within field will retrieve more results than if you select the option to retrieve articles with all the topics.

The indexing taxonomy is hierarchical “rolling up” narrower terms so that parent terms are all-inclusive. So adding a parent term such as “Banking and Finance” will retrieve articles which are indexed against a multitude of narrower terms which roll up into Banking and Finance, e.g. Hedge Funds, Securities Law, etc. If you want to retrieve a more refined set of results, add a more specific index topic to your search and select to search within all the topics if you have added multiple topics.

i Tip: if you want to browse this hierarchy you can do so on the Powersearch page by doing the following steps:

1. Click on one of the 4 hyperlinked index terms you wish to browse – Company, Industry, Subject or Geographic. These appear just below the Search terms field.
2. A pop-up window will appear. Select “Hierarchy” from the Look-up option radio buttons - Information icons give a brief description of each term.
3. Click on a plus icon to drill deeper within that parent term to see the narrower terms which roll up into it

Frequently asked questions

Q. What is SmartIndexing?

A. SmartIndexing is a classification technology that helps overcome information overload by more quickly and efficiently finding the information you need to do your jobs. SmartIndexing analyses and tags online documents for relevant subjects, industries, companies, people and places. Searches can be built using index terms to pinpoint results efficiently and accurately.

Q. How are SmartIndexing terms created?

A. Indexing at LexisNexis is a unique partnership between technology and editorial effort. Subject experts and information professionals create vocabularies and rules governing their application. These experts then iteratively test and analyse results before a term is released to production. Controlled vocabularies are applied to new documents as they are added to the system. Periodically all indexed documents are retrospectively updated with the latest vocabularies.

Q. When should SmartIndexing be used?

A. SmartIndexing can add value to any search. Some of the top reasons for using SmartIndexing include:

- Easily capture broad concepts in a single term (e.g. airlines, trade agreements, banking & finance agencies, etc.). Rather than stringing together an endless keyword search, take advantage of the testing and analysis already completed by LexisNexis indexers.
- Research industries - it's very difficult to build a keyword search that captures an entire industry. SmartIndexing makes these searches easy by "rolling up" narrower terms so that parent terms are all-inclusive!
- Add context to a keyword search. Have you ever tried to disambiguate a word like "discovery," "bonds" or "futures"? Use the index term and let SmartIndexing do the work for you.



Find things that are difficult to represent in a keyword search? Have you ever developed a search statement to capture topics like "market share," "rankings," "statistics" or "trends"? All of these concepts are SmartIndexing terms. Use them and save yourself valuable time and effort.

To add Index Terms to your search, click into the "Search Within" box and type the term you wish to appear. To add more than one term click onto the "Add another" link and repeat.

To exclude any times click into the "Don't search within" box and enter the necessary terms.

Q. Can I use Boolean search strategies in the search terms box alongside my chosen indexed terms?

A. Yes you can. Enter search terms in the usual manner.

Q. Can I use one or the other, in search terms or indexing terms?

A. Yes, you don't have to use search terms and indexing together, but you can if you want to.

Q. I typed the word Bet as my indexing term but got back Gaming. Why is this?

A. This is due to how advanced our taxonomy is behind the scenes. When typing in **Bet**, 'Gaming' will be seen on the wordwheel as it is also looking at the terms associated to betting and gaming is one of them.

Q. Does it cover all indexed terms?

A. All terms except for companies and people. To include the company indexing use the second dropdown from the search terms section or free text the command yourself into the search terms box or use the PowerSearch page.

Q. What happens if I have an alert set up on the old screen without this new functionality?

A. If you need to amend your search terms or indexed terms from an alert that has previously been set up, you will be taken to the search form in the same existing manner but the search form will be the new layout. You will make the necessary amendments and save the alert.

Q. What happens if I have a saved search that was set up on the old screen without this new functionality?

A. If you need to amend your search terms or indexed terms from a saved search that has previously been set up, you will be taken to the search form in the same existing manner but the search form will be the new layout.


Alert delivery for NexisDirect and NexisUK

This new feature means you will now have complete access to all alerts you create no matter where they are delivered. Alert delivery for NexisDirect now defaults to optimised display for easier access to alerts on any device you use.

NexisUK

NexisDirect

When this option is selected, each update will include dynamic navigation from table-of-contents page to the full text of each article. The "Desktop and Mobile-Friendly format" delivers all updates as html. If you share alerts with you colleagues, please select this option to ensure all recipients have unfettered access to each and every story for all alert they receive.

 Please note this enhancement affects new alerts only; no changes will be made to existing alerts.